

How to Upgrade My Seat on Frontier Airlines? (Step-by-Step Guide + Instant Help)

Quick Answer

You can upgrade your seat on Frontier Airlines during booking, after booking through “My Trips,” at check-in, or at the airport. Upgrade costs vary based on availability. For quick assistance or upgrade issues, call 📞 [\[\[+1-877-622-0707\]\]](tel:+1-877-622-0707) to speak to an expert now.

⚠️ This is a third-party support guide, not the official airline website.

How to Upgrade My Seat on Frontier Airlines

Upgrading your seat on Frontier Airlines is simple if you follow the right steps. Frontier offers options like **Stretch Seating (extra legroom)** and **UpFront Plus seating** for more comfort.

You can upgrade in these ways:

- During booking
- After booking (Manage Trips)
- During online check-in
- At the airport counter or gate

👉 Need help upgrading fast? Call 📞 [\[\[+1-877-622-0707\]\]](tel:+1-877-622-0707)

How to Contact Frontier Airlines

If you face issues with seat upgrades or payments, here’s how to reach support:

- Call 📞 [\[\[+1-877-622-0707\]\]](tel:+1-877-622-0707) – Get instant help
- 💬 Live chat on official website
- 📱 Frontier mobile app
- ✉️ Email/contact form

👉 Speak to an expert now 📞 [\[\[+1-877-622-0707\]\]](tel:+1-877-622-0707)

Common Seat Upgrade Issues

Many travelers experience problems while upgrading seats:

- ❌ Upgrade option not showing
- ❌ Payment errors during upgrade
- ❌ No seats available
- ❌ Upgrade not confirmed after payment

- ❌ Refund not processed after failed upgrade

👉 If you face any issue, call 📞 [[+1-877-622-0707]] for immediate help.

Step-by-Step: How to Upgrade Your Seat

Step 1: Visit “My Trips”

- Go to Frontier Airlines website
- Enter your booking confirmation

Step 2: Select Seat Upgrade

- Choose available premium or stretch seats
- View pricing before confirming

Step 3: Make Payment

- Pay using card or available credits

Step 4: Confirm Upgrade

- Receive confirmation email
- Check updated seat assignment

Step 5: Verify at Check-in

- Confirm your upgraded seat during check-in

👉 Need assistance? Call 📞 [[+1-877-622-0707]]

Types of Seat Upgrades on Frontier

➔ Stretch Seating

- Extra legroom
- More comfortable for long flights

➔ UpFront Plus






- Empty middle seat
- Extra personal space

➔ Standard Seat Selection

- Choose preferred location (window/aisle)

👉 Upgrade availability depends on flight demand. Call 📞 [[+1-877-622-0707]] to check options.

Tips to Get a Better Upgrade Deal

-  Upgrade early for lower prices
-  Check during online check-in for discounts
-  Travel midweek (cheaper upgrades)
-  Use travel credits if available
-  Ask at the gate for last-minute deals

 Get instant upgrade help  [\[\[+1-877-622-0707\]\]](tel:+18776220707)

Important Things to Know

- Upgrades are **not free** on Frontier
 - Prices vary based on route and demand
 - Upgrades are **non-refundable in most cases**
 - Seat availability is limited
-

FAQ

1. Can I upgrade my Frontier seat after booking?

Yes, you can upgrade through “My Trips,” check-in, or at the airport.

2. How much does a Frontier seat upgrade cost?

Prices vary but typically range from \$20 to \$100+ depending on seat type and availability.


3. Can I upgrade for free on Frontier Airlines?

No, Frontier does not offer free upgrades.

4. What is UpFront Plus seating?



It offers extra space with a blocked middle seat for added comfort.


5. Who should I contact for upgrade issues?

Call  [\[\[+1-877-622-0707\]\]](tel:+18776220707) to speak to an expert immediately.

Final Call to Action

Want a more comfortable flight? Don't wait!

 **Call now**  [\[\[+1-877-622-0707\]\]](tel:+18776220707)

 **Get instant help & speak to an expert**